

ACCESSORIES CATALOGUE

GTV accessories





GTV ACCESSORIES

TABLE OF CONTENTS

1. Dosing units	3
2. Cooling units	6
3. Powder injector holders	8
4. Ignition rings.....	10
5. Miscellaneous	11

GTV Verschleißschutz GmbH

Gewerbegebiet „Vor der Neuwiese“
D-57629 Luckenbach







Web: <http://www.gtv-mbh.de>
Email: office@gtv-mbh.de
Tel.: 02662-9576-0
Fax: 02662-9576-30

GTV ACCESSORIES

1. DOSING UNITS

GTV No.	Description	Illustration
402.890	Suction funnel for powder hopper <ul style="list-style-type: none"> ▪ facilitates the powder filling ▪ protects from dust exposure during powder filling 	
402.898	Filler (lateral) incl. Drive shaft for stirrer <ul style="list-style-type: none"> ▪ enables powder filling without disassembling the stirrer motor ▪ protects from dust exposure 	
402.899	„Easy Fill“ filling aid for powder hopper <ul style="list-style-type: none"> ▪ facilitates the powder filling ▪ perfect fit for GTV powder bottles 	
402.944	Release and mounting mechanism for powder hopper	
402.815HP15	Powder hopper 1,5 ltr. HP <ul style="list-style-type: none"> ▪ for high pressure (4,5 – 15 bar) ▪ for DJ HVOF applications 	
402.850HP	Powder hopper 5,5 ltr.	see above
402.850HP15	Powder hopper 5,5 ltr. HP <ul style="list-style-type: none"> ▪ for high pressure (4,5 – 15 bar) ▪ for DJ HVOF applications 	see above
402.810	Powder hopper mini <ul style="list-style-type: none"> ▪ without stirrer ▪ for short coating times ▪ easy to clean 	

GTV ACCESSORIES





GTV No.	Description	Illustration
402.610B	Stirrer with lamella	
402.610-5B	Stirrer long – 5,5 ltr. with lamella	see above
402.610-01	Stirrer with pins	
402.610-01-5	Stirrer with pins 5,5 ltr.	see above
402.610	Stirrer	
402.610-5	Stirrer long 5,5 ltr.	see above
402.557	Exhauster L 16 / 1,2	
402.566	Exhauster NL 16 / 1,2	see above
402.588	Exhauster NL 11 / 0,6	see above
402.5562	Exhauster laser 5 / 0,6	see above
402.580	Exhauster NL 601 16 / 1,2	see above
402.593-01	Exhauster NL 3,5 / 0,3	see above
402.5572	Spreader laser 5 / 0,6	
402.581	Spreader NL 601 / 16 1,2	see above
402.592-01	Spreader NL 3,5 / 0,3	see above
402.565	Spreader NL 16 / 1,2	see above
402. 589	Spreader NL 11 / 0,6	see above
402.582	Spreader 55° L 16 / 1,2	
402. 591	Spreader 55° NL 11 / 0,6	see above
402.583	Spreader 55° NL 16 / 1,2	see above

GTV ACCESSORIES







GTV No.	Description	Illustration
402.533ES	Feeder plate stainless steel 16 mm x 1,2 mm (standard)	
402.585-25ES	Feeder plate stainless steel 2 mm x 0,3 mm (ultramicro)	see above
402.5332ES	Feeder plate stainless steel 5 mm x 0,6 mm (laser)	see above
402.585-30ES	Feeder plate stainless steel 3,5 mm x 0,3 mm (micro)	see above
402.533	Feeder plate 16 mm x 1,2 mm (standard)	
402.587	Feeder plate 11 mm x 0,6 mm (aluminium)	see above
402. 585-25	Feeder plate 2 mm x 0,3 mm (ultramicro)	see above
402.5332	Feeder plate 5 mm x 0,6 mm (laser)	see above
402.585-30	Feeder plate 3,5 mm x 0,3 mm (micro)	see above
402.533G	Feeder plate 16 mm x 1,2 mm (standard) blasted	
402.533SG	Feeder plate 16 mm x 1,2 mm (standard) steel blasted	

GTV ACCESSORIES

2. COOLING UNITS

GTV No.	Description	Illustration
300.100-F6	Air jet F6	
301.200	Air jet F6 (injector changer)	
302.100	Air jet P2	
309.100	Air jet 9MB	
314.620	Air jet Delta	
315.620	Air jet Penta	
780.100	Air jet K2	

GTV ACCESSORIES

GTV No.	Description	Illustration
316.323A	Cooling nozzle 1/8"	
300.952	Special nozzle M12 x 1	
300.961	Airknife	
300.959	Siphon radiator (air)	
300.950-200	Air jet assembly 200 mm	
300.950-300	Air jet assembly 300 mm	see above
300.950-400	Air jet assembly 400 mm	see above
300.950-500	Air jet assembly 500 mm	see above
300.951-200	Air jet extension 200 mm flexible	
300.951-300	Air jet extension 300 mm flexible	see above
300.951-400	Air jet extension 400 mm flexible	see above
300.951-500	Air jet extension 500 mm flexible	see above

GTV ACCESSORIES

3. POWDER INJECTOR HOLDERS

GTV No.	Description	Illustration
300.066-00	Powder injector holder with detent ring 1 x 90° / 2 x 105°	
300.066-01	Powder injector holder with detent ring 1 x 100°	
300.066-02	Powder injector holder with detent ring 3 x 90° / 1 x 95°	
300.066-03	Powder injector holder with detent ring 3 x 80°	
300.066-04	Powder injector holder with detent ring 3 x 90°	
300.066-05	Powder injector holder with detent ring 3 x 105°	
300.066-06	Powder injector holder with detent ring 12 x 80°	
300.066-07	Powder injector holder with detent ring 12 x 90°	
300.066-08	Powder injector holder with detent ring 12 x 105°	
300.066-09	Powder injector holder with detent ring 1 x 90° / 1 x 100° / 30° sectioning	
300.066-10	Powder injector holder with detent ring 2 x 90° / 180° sectioning	
300.066-11	Powder injector holder with detent ring 4 x 95°	
300.066-12	Powder injector holder with detent ring 2 x 105° / 60° sectioning	
300.066-13	Powder injector holder with detent ring 2 x 90° / 2 x 100° / 2 x 100° 180°sectioning - special design	
300.066-14	Powder injector holder with detent ring 3 x 95°	
300.066-15	Powder injector holder with detent ring 2 x 90° / 2 x 100°	
300.066-16	Powder injector holder with detent ring 4 x 90°	
309.009	nozzle nut 9MB for powder injector holder with detent ring	

GTV ACCESSORIES

GTV No.	Description	Illustration
300.049	Powder injector holder 90° - special design	
300.050	Powder injector holder 90° / 90° / 105° / 105°	
300.051	Powder injector holder 90° / 90° / 75° / 75°	
300.052	Powder injector holder 90° / 90° / 90° / 105°	
300.053	Powder injector holder 4 x 100°	
300.053-1	Powder injector holder 4 x 95°	
300.053G	Powder injector holder 4 x 100° used	
300.054	Powder injector holder 100° / 100°	
300.055	Powder injector holder 100° / 100° / 75° / 75°	
300.056	Powder injector holder 90° / 105° / 105° / 105°	
300.057	Powder injector holder 90° / 90° / 90° / 90°	
300.057S	Powder injector holder 90° / 90° / 90° / 90° + 45°	
300.058	Powder injector holder 3 x 90°	
300.059	Powder injector holder 3 x 100°	
303.190MPT	Lock nut MPT	
309.008MPT	Nozzle nut 9MB for powder injector holder	

DESCRIPTION

Powder injector holders with detent ring and powder injector holders can be used for F6, F4, P2 and 9MB torches.









GTV ACCESSORIES

4. IGNITION RINGS







GTV No.	Description	Illustration
750.111	Ignition ring with electrodes TopGun	
720.111	Ignition ring with electrodes GLC	
206.113	Ignition ring with electrodes 6PIII	
U80751	Ignition ring with electrodes UniSprayJet	
770.111	Ignition ring with electrodes DJ	

GTV ACCESSORIES




5. MISCELLANEOUS

GTV No.	Description	Illustration
780.661	Foot valve for kerosene barrel	
780.663	Kerosene barrel connection incl. fittings	
500.386A	Adapter for Rollliner	
530.470193	Holding clamp for cleaning felt	
530.470194	Cleaning felt	see above
780.174	Elbow connection 90° for oxygen fitting (K2)	
300.060	Electrode centering tool for F4 and F6 torch	
400.460-XX	Wire transport hose XX = length Rollliner XL – XX = length	
780.511	Oxygen stainless steel hose 1 m for K2, TopGun and GTV-DJ	

GTV ACCESSORIES

GTV No.	Description	Illustration
400.597	Protective hose black inner diameter 50 mm with hook-and-loop fastener	
400.598	Protective hose black inner diameter 100 mm with hook-and-loop fastener	s.o.
770.112R	Oxygen fitting 90° Diamond Jet	
770.112L	Fuel gas fitting 90° Diamond Jet	s.o.
400.500	Wire control unit	
402.952	Nylaflow nipple 3/16"	
402.953	Nipple 90° for nylaflow hose 3/16"	see above
402.958	Nipple 45° for nylaflow hose 3/16"	see above
402.951	Holder for nylaflow nipple 3/16"	
402.947	Adapter 3/8 UNF to nylaflow hose	

GTV ACCESSORIES

GTV No.	Description	Illustration
An article number is not assigned because the holder is specially designed for each customer, depending on the combination of robot and torch.	Torch holder	
301.100	Injector changer F6	
780.800	O-ring tool set	



Ever since the company was established in 1982, the name GTV has stood for top quality and a high level of delivery reliability for all types of thermal spray products.

GTV provides its customers with many years of experience in all aspects of the high-technology field of thermal spray technology, enabling them to make use of the effective and efficient GTV system solutions in order to gain a substantial competitive advantage in the market.



GTV GmbH

Gewerbegebiet „Vor der Neuwiese“, D-57629 Luckenbach, Germany
Phone: +49 (0)2662 95 76-0, Fax: +49 (0)2662 95 76-30
E-Mail: office@gtv-mbh.de, Internet: www.gtv-mbh.de